

# SU7 Cantilever Umbrella

(360° rotation)



- Marine grade, powder coated aluminium, stainless steel and other non-corrosive materials
- Brilliant international award winning design
- Up & down in 'one easy sliding movement'
- Effortless gas strut assisted deployment
- Umbrella rotates 360°
- Durable, heavy-duty aluminium mast
- Premium 100% solution dyed Acrylic Canvas fabric canopy (UPF 50+)

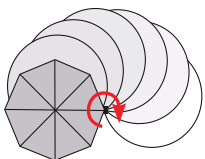
## FIXING OPTIONS

- |  |   |
|--|---|
| <input checked="" type="checkbox"/> In-ground Anchor | <input checked="" type="checkbox"/> Portable Base |
| <input checked="" type="checkbox"/> Surface Plate    | <input checked="" type="checkbox"/> Wall Fixing   |

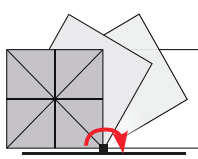
## ROTATING

**GROUND MOUNTED**  
(Square or Octagon)

**WALL MOUNTED**  
(Square or Octagon)

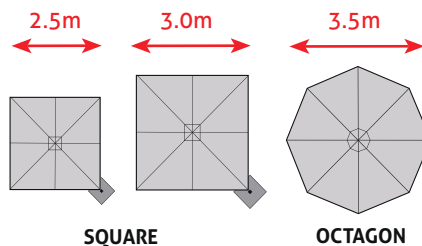


ROTATES 360°



ROTATES 180°

## SIZES



## WARRANTY\*\*

**5 year**  
CANOPY  
warranty

\*Conditions Apply

**TRUSTED**  
FOR OVER 21 YEARS

## FABRIC COLOUR



ARCTIC WHITE



WHITE SAND




BUTTERCUP



BITTER ORANGE



TERRACOTTA



TAUPE



MIDNIGHT BLUE



OLIVE GREEN



BLACK WIDOW



SLATE GREY



CHARCOAL



RED



CHARCOAL TWEED  
(available from Jan 2017)



DICKSON

## MAST



SYDNEY SHADE

Phone: 0438 574 228

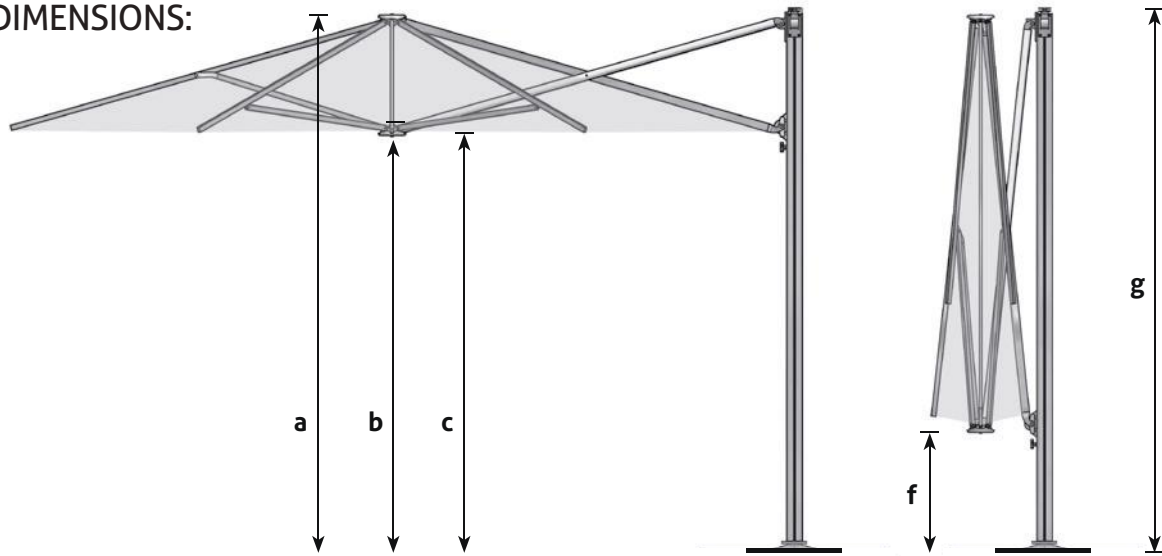
Email: [info@sydney-shade.com.au](mailto:info@sydney-shade.com.au)

Web: [www.sydney-shade.com.au](http://www.sydney-shade.com.au)

# SU7 Cantilever Umbrella

(360° rotation)

## DIMENSIONS:



### Dimensions of open umbrella

	2.5m Square	3.0m Square	3.5m Octagon
<b>a:</b> Total height to top of canopy (cm)	+/- 278	+/- 278	+/- 278
<b>b:</b> Distance from ground to central frame hub (cm)	+/- 212	+/- 210	+/- 212
<b>c:</b> Height to lower outer edge of canopy (cm)	+/- 217	+/- 215	+/- 217
<b>d:</b> Distance from centre of mast to outside edge of canopy (cm)*	+/- 257	+/- 307	+/- 363
<b>e:</b> Diagonal distance from centre of mast to opposite / furthest corner of umbrella (diameter) (cm) *	+/- 363	+/- 436	+/- 363

### Dimensions of closed umbrella


<b>f:</b> Distance from ground to central frame hub (cm)	+/- 78	+/- 42	+/- 78
<b>g:</b> Overall height of umbrella to top of mast cap (cm)	+/- 276	+/- 276	+/- 276

\* Refer plan diagrams in table above.

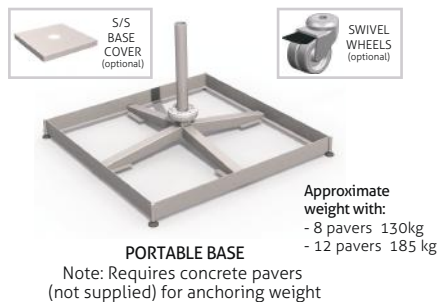
## INSTALLATION OPTIONS:



IN-GROUND ANCHOR



SURFACE PLATE



PORTABLE BASE

Note: Requires concrete pavers (not supplied) for anchoring weight



WALL FIXING